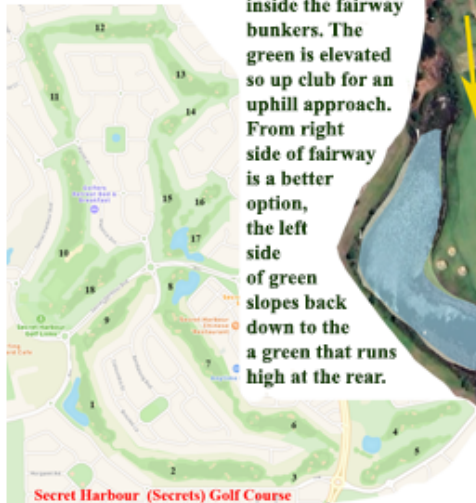


Secret Harbour Golf Course

18 hole course - 4 Par 5, 10 Par 4 & 4 par 3
Slope 126 - 6073 Mts Blue, 5732 Mts White

1st Blue 359 Mts
White 332 Mts
Par 4 Index 6



Aim left of lake inside the fairway bunkers. The green is elevated so up club for an uphill approach. From right side of fairway is a better option, the left side of green slopes back down to the a green that runs high at the rear.



Black
Blue
White
Red

2nd Blue 541 Mts
White 332 Mts
Par 5, Index 16

Long hole but mainly downhill so make it over the right hand bunkers and you will get a good roll



3rd Blue 188 Mts
White 177 Mts
Par 3, Index 8

Tough elevated green you need to aim for the back of the green so up club and hit hard




4th Blue 398 Mts
White 389 Mts
Par 4, Index 2

You must Carry the out of bounds and aim past the right hand bunkers, next it is an easy approach to a placid green, protected front right but playing up hill go up a club and you will be fine.



5th Blue 381 Mts
White 362 Mts
Par 4, Index 4

Make the crest and the ball has a downhill to a well protected green that forces you to hit the back of the green



6th Blue 336 Mts
White 315 Mts
Par 4, Index 10


Dogleg left aim left of triple bunker then best approach is left of fairway



Fairway distance may vary depending of tee box in use

7th Blue 465 Mts
White 338 Mts
Par 5, Index 18

Aim right of the left hand bunkers then have enough club to carry the next set of bunkers, then you have an easy chip into a green protected only on one side so aim left



8th Blue 139 Mts
White 124 Mts
Par 3, Index 12

Very tricky par 3 a challenge for the brave or aim just right of the left hand bunker if you are laying up



9th Blue 319 Mts
White 302 Mts
Par 4, Index 14

Straight forward hole with fairway hollowing towards the center hitting left is best to catch the downslope to center fairway, next shot is also left to a large green



Secret Harbour Golf Course

10th Blue 496 Mts
White 456 Mts
Par 5, Index 13

Dogleg left, green-side bunker on the left and sandy off the edge of the fairway



11th Blue 382 Mts
White 358 Mts
Par 4, Index 5

Long and straight is the key, an elevated green will reject any off target shots



12th Blue 445 Mts
White 436 Mts
Par 5, Index 17

Open landing zone for your first shot green is large and reachable in three



13th Blue 334 Mts
White 327 Mts
Par 4, Index 7

Aim right of fairway bunkers then dogleg left to a slightly elevated green. The greenside bunker forces a shot to the back of the green



14th Blue 156 Mts
White 135 Mts
Par 3, Index 9

An elevated green requires players to up club and hit firm. This green will be harder (longer) to hit than it looks from the tee.



15th Blue 353 Mts
White 554 Mts
Par 4, Index 3

There are two alternative landing zones, left of the central trees has a larger landing zone but you then have to carry the green bunkers. Best is straight and right of the center trees



16th Blue 156 Mts
White 140 Mts
Par 3, Index 15

An easy par 3 from an elevated tee to a large green, hit longer and firm to the back of the green is the safest approach, the green is slightly elevated



17th Blue 286 Mts
White 260 Mts
Par 4, Index 11

Lay up to the front of the lake, left of fairway is safest and offers the easiest shot to the green



18th Blue 361 Mts
White 357 Mts
Par 4, Index 1

Depending on the sea breeze this is a very challenging hole, you need to carry the first set of fairway bunkers then accuracy to a green protected right with bunkers and left with marshy out of bounds



- Tees Explained**
- Black = Championship Tour players low handicap
 - Blue = Club Competition handicap used
 - White or Yellow = Guests or Veterans
 - Red = Youth or Ladies

Course Book Scuds Golf Blue and White tees

Secret Harbour Golf Course